

Archery GB - ontarget Club Competition

Score entry

Scores for the **ontarget** Club competitions must be submitted to the online service. The mobile app is free and simple to use. This gives the added benefit to you that the results are instantly sent to Archery GB without having to do any further emailing or entry of scores.

Search the Google Play Store, or the Apple App Store you will need to look for 'ianseo Scorekeeper'

iOS Link: <https://itunes.apple.com/app/ianseo-scorekeeper-lite/id912947613>

Android Link: <https://play.google.com/store/apps/details?id=net.ianseo.scorekeeperlite>


After you have registered for entry, you will be sent your scorecard and unique QR codes.

You can either:

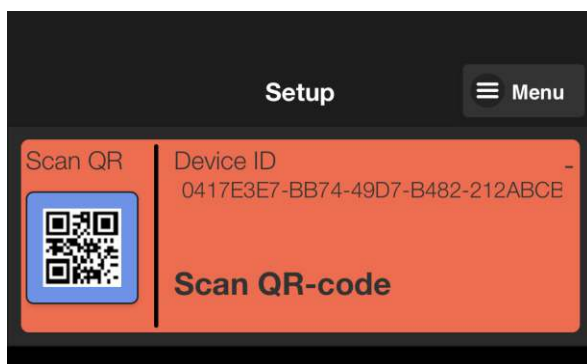
- Take the scorecard to the field, fill it in, and then transpose the information to the app later
- Take both the app and the scorecard to the target and fill the app in live.

To use:

Click on the app icon:



STEP 1



From the setup screen, click on the blue button with the QR logo:

Scan the QR code that accompanies your scoresheet (make sure to align the QR code in the green box):

Please make sure you check the details all match the postal event you have entered.

STEP 2

Scan QR | Competition Code
AGBONT20

Server Information
https://agbscores.ddns.net/Api/ISK/ ✓

Competition Information
ontarget Club Competition
AGB - Archery GB ✓
At your club, 09-07-2020 - 26-07-2020
Archery GB Rounds, 1 Distance

Stage
Qualifications

Session
1

Target #
55

Distance
1: 50m

Save

← Click 'Save'

Then click 'Yes' →

STEP 3

Scan QR | Competition Code
test90

Server Information
https://agbscores.ddns.net/Api/ISK/ ✓

Confirmation

Are you sure you want to use these values?
Please verify that these are the correct values before continuing.

Cancel Yes

Distance
All

Save

STEP 4

Scoring Entry

End
1 Distance 1: 50m
Face: Outdoor (1-X)

2A Robert Potts
4, Archery GB
CM1-Compound, Junior Men U18

Scored Points
0
0
0

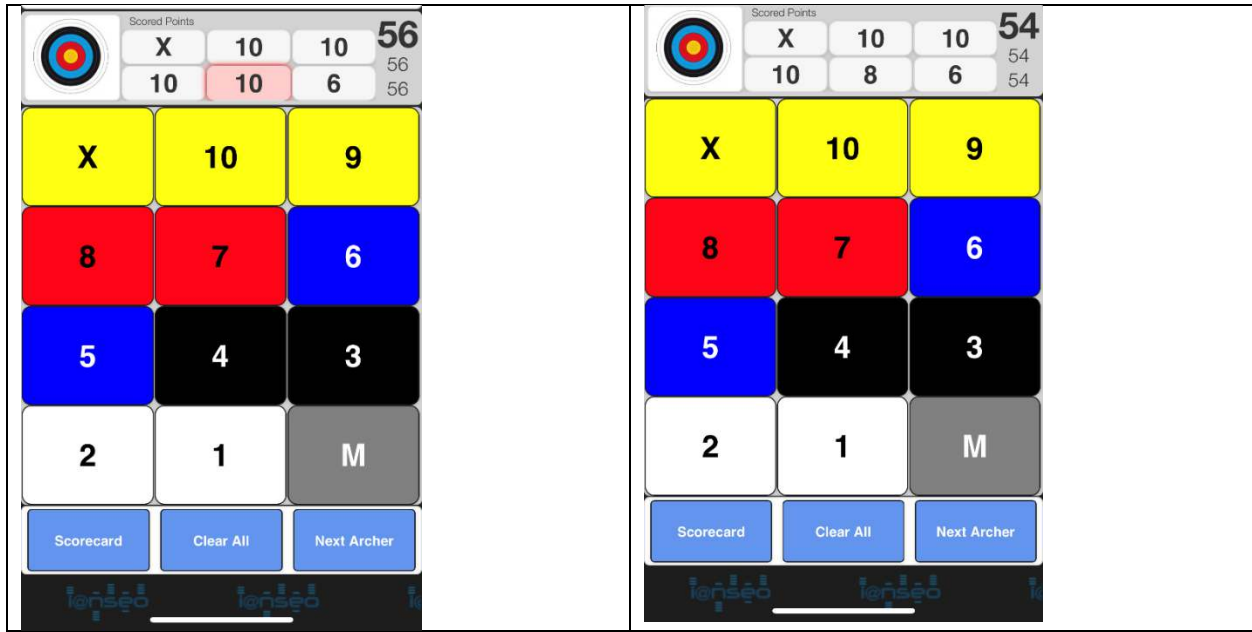
X	10	9
8	7	6
5	4	3
2	1	M

Scorecard Clear All Next Archer

To register your scores, tap the arrow value boxes to record the arrows.

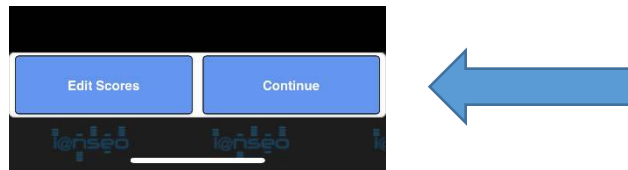
STEP 4A

If you make a mistake, you can tap an arrow value, it will turn red and you can correct it with the new one (here we see the 1st end on target '2', and you can see that the 5th arrow (a 10) is now red and ready for correction to its new value (an 8) You will also see on the top right the total for the end and the total score for the round. (now saying 54 after the alteration)



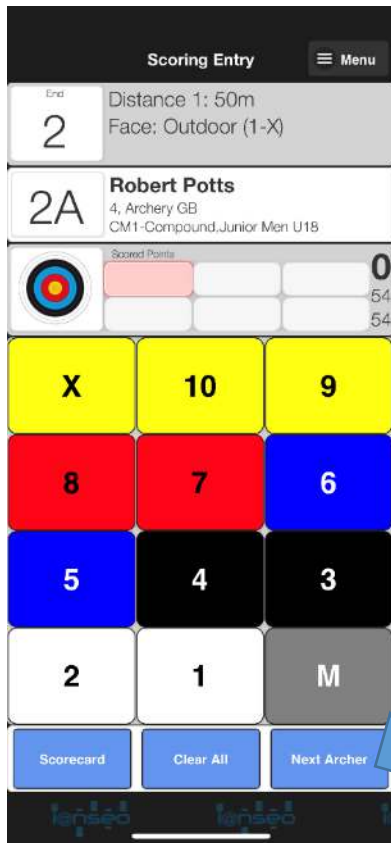
STEP 5

Press 'Next archer' - this will move you to the end summary, where it shows what your end totals are and the total score please check for errors here, then press continue.



Then repeat Steps 4 & 5 to enter your scores.

STEP 6

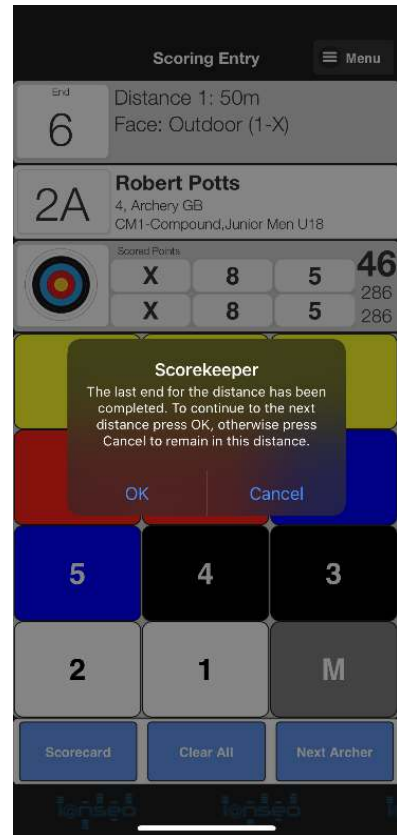


Complete the input screens until the last end.

Press Next Archer, and then the notice in Step 7 will appear.

Press ok to complete.

STEP 7



OTHER EVENTS

If you are doing another postal event, then when you receive the new scorecard, click the menu icon at the top right and select setup to return to the setup menu for scanning a new code.

