

# Introduction to **Officiating** Archery



# Contents

## Chapter 1 - Introduction

Welcome	3
The Rules of Archery	3
Forms of Archery	3
Bow Styles	4
Judge Pathway	4
Role of the Judge	4

## Chapter 2 - How to Judge

Officiating Principles	7
How to Judge	9
Maintain Safety	9
Communicate	10
Continue To Learn	10
Apply the Rules Fairly	11
Work as a Team	11

## Chapter 3 - What to Judge

Officiating Skills	13
Inspections & Checks	13
Field of Play	13
Range Layout	13
Target Butts	14
Target Faces	14
Timing Equipment	14
Officiating the Shoot	15
Announcements	15
Shooting Procedure	16
Sound Signals and Timing	16
Emergency Halt Signals	16
Scoring Methods	16
Line Cutters	17
Un-shot Arrows	17
Bouncers and Hangers	17
Correct Arrow Values	18
Equipment Failure	18



## Welcome

This guide is for anyone interested in helping make archery competition happen, from an informal club shoot to a national tournament. Judging provides a great way to be involved in the sport and help archers of all levels, ability and age perform their best.

This guide will take you on your first steps to becoming a judge. It will show you the basic rules you need to know, how to apply them and what to expect when you start out.

There's lots of support out there to help you put this new information into practice, from simply gaining some experience at your own club or working alongside a judge at a tournament. There are plenty of people ready to give you a warm welcome to judging.

## The Rules of Archery

Archery GB is a Member Association of World Archery, the international governing body for archery.

This resource should be used in partnership with both Archery GB's Rules of Shooting and the World Archery Rulebook. The rules provide detailed and up to date regulations so that archery is practiced safely and competition is fair.

There are many similarities between Archery GB rules and World Archery rules. Shooting is most frequently conducted under Archery GB rules, however World Archery rules may apply when World Archery recognised rounds are shot.

Archery GB is the national governing body of archery in the UK and Northern Ireland.

The Archery GB Rules of Shooting can be downloaded from [www.archerygb.org/rulesofshooting](http://www.archerygb.org/rulesofshooting)

World Archery is the international governing body of archery.

The World Archery Rules of Shooting and Judge's Guidebook can be downloaded from [www.archery.org](http://www.archery.org)




## Forms of Archery

There are several types of archery practised in the UK. The main ones are target, field, clout and flight and each requires slightly different rules, scoring methods, shooting styles and equipment. As a new judge, you need to know about target and field archery in particular.


### Target

Target archery is the kind of archery shot at the Olympics. It can take place either indoors or outdoors. Archers shoot a set number of arrows at targets which are set at specified distances on a flat surface.



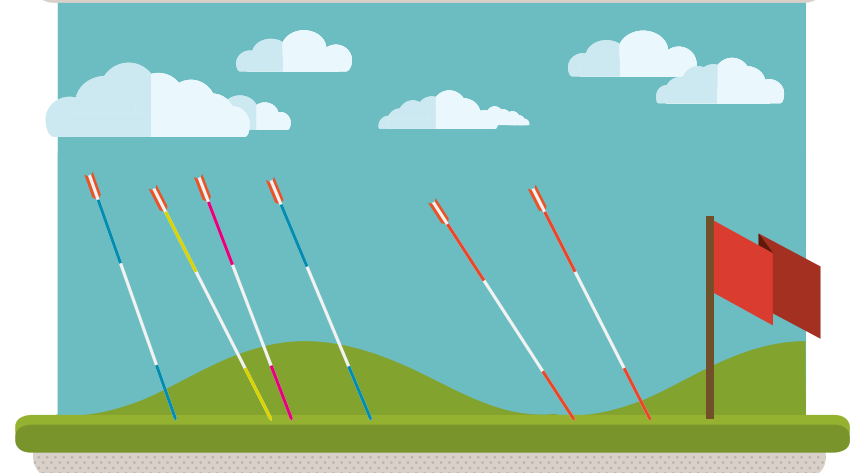
### Field

Field archery takes place over woodland and rough terrain. Archers follow a pre-planned course and shoot at different targets in sequence. Archers might have to shoot uphill or downhill and the targets could be different sizes and at different distances.




### Clout

This ancient form of archery was used as military training in the middle ages. The target is the clout, which is a small flag on a vertical stick, stuck in the ground and placed up to 165 metres (or 180 yds) away. An archer's score is determined by how close each arrow lands to the flag. The scores are measured by a tape attached to the flag and the arrows that land closest get the highest points.



### Flight

This form of archery is simply shooting an arrow over the longest possible distance. It requires a very large flat area – about the size of an aerodrome. Recurve, compound and longbow classes can all shoot within different weight categories. Specialist bows and arrows are also used to maximise power and reduce drag. Archers can shoot distances of 270 metres with a longbow and 900 metres with a compound flight bow.



## Bow Styles

Within archery there are also different bow styles which are recognised within the rules. The most common disciplines are:


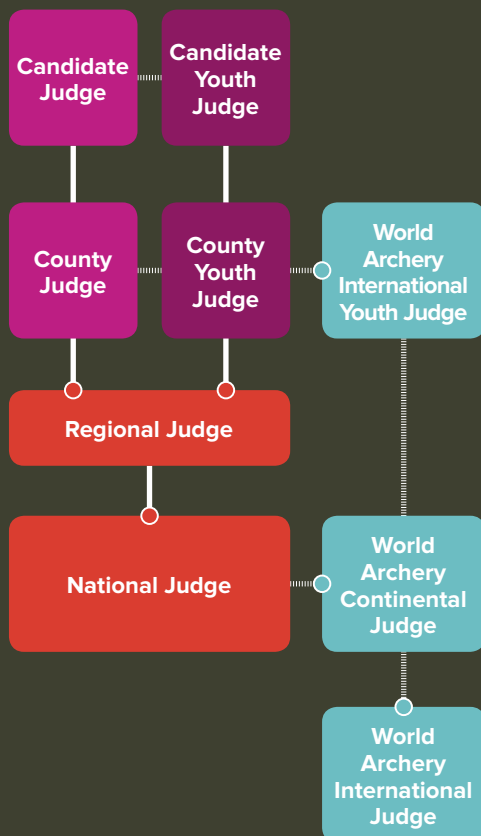
- Recurve (freestyle and barebow)
- Compound (unlimited)
- Longbow

## Judge Pathway

In the UK there are several tiers of judging starting at Candidate and reaching National level. Candidate and County judges work as part of a larger team of Judges that is headed by a Regional or National Judge. Each level is supported by a programme of training and improvement.

World Archery also offers opportunities to officiate major events such as the Olympic and Paralympic Games, either as a Continental, International or International Youth Judge.

The International Youth Judge programme trains young people to officiate major events including the Youth Olympics, World Archery Youth Championships and World Archery University Championships.



## Role of the Judge

Judging is a way of participating and gaining enjoyment without shooting arrows.

Whenever shooting takes place, it needs to be under the control of a Field Captain. At larger meetings the Field Captain will also be a recognised Judge.

The role of the Field Captain or Judge is to see that shooting takes place smoothly, so that each archer can achieve their best. This involves applying the rules fairly and in the spirit of sportsmanship.

## Duties of a new judge

Here is a guide of the general duties you'd be expected to undertake as a new judge, with the support of more qualified judges around you.

### A new judge will help to:

- Assess range layout
- Control shooting procedure
- Use sound signals and timing
- Use electronic timing system
- Monitor the number of arrows shot
- Assess a line cutter
- Correct arrow values
- Deal with bouncers
- Deal with un-shot arrows
- Inspect equipment
- Deal with equipment failures




## Judge in charge

There is a minimum standard for the judge in charge of a tournament. Judges in charge need to be qualified and have experience in the required discipline.

Where more than one judge is appointed, one is appointed the Chairman of Judges in charge of the event.

It is important for all judges to provide a positive representation of the sport, in how they behave as well as the duties that they carry out.

## Do: ✓



- Portray a positive image of judging to archers, spectators and other officials
- Be enthusiastic and friendly
- Concentrate on your role
- Wear your uniform with pride with the intention of making a constructive contribution
- Apply the rules consistently, fairly and firmly

## Don't: ✗



- Be distracted from your primary role
- Chat at length with friends, archers or other officials
- Smoke or drink on the field of play
- Use a camera, phone or music player while on duty
- Cause a distraction that is isn't related to a safety issue





The purpose of judging is to enable participants to train and compete in archery within the spirit and rules of the sport

# How to Judge

## Officiating Principles

The rapport that exists between officials and competitors is visible to everyone.

As an official of the sport, judges are an integral part of archery and their role extends far beyond implementing the rule book.

The purpose of judging is to enable participants to train and compete in archery within the spirit and rules of the sport. Judges need to understand the needs of archers whether they are new to shooting or seeking maximum performance, and the provision of fair and unbiased officiating.

## Positive motivation

There are many reasons why individuals may want to get involved in officiating, for example:

- Interest and enthusiasm for being involved in the sport
- The challenge and excitement offered by officiating
- Giving back to archery and making a difference
- Staying active and keeping in shape
- Learning and improving leadership skills and self-confidence
- Sharing a common interest
- Meeting new friends and having fun!

## Fair play

The rules provide the framework for a sport that is enjoyable and safe to participate in. There is an over-riding obligation on the archers to observe the rules and to respect the principles of fair play.

Officials can help achieve this by displaying fairness, consistency, sensitivity and, at the highest levels, management. In return, it is the responsibility of archers, coaches and spectators to respect the authority of the officials. Officials are also there to protect the archers score and ensure they are not unfairly penalised.

## Creating the right environment

Everyone has a responsibility to create the right environment to allow officials to perform as well as possible. To achieve this, the officiating and archery communities have to work with each other. Officials need to present a positive image of what they do by taking opportunities to be friendly, good humoured, approachable and by being seen to be enjoying their role.

When archers, coaches and spectators appreciate the role of the official, it is more likely that the right environment will be created for the development of the sport.

## Equality & Diversity in Archery

Archery GB is committed to creating a culture of equality in archery.

We encourage everyone who is involved in archery, from participants, volunteers, coaches and judges to parents and spectators, to:

- Celebrate diversity within archery
- Take action to challenge unacceptable language and behaviour
- Take action to redress imbalances between underrepresented groups
- Have zero tolerance towards discrimination, prejudice and abuse relating to:



## Your role in Equality

Your behaviour and the environment you help to create directly affects how other people participate in sport.

Everyone should have equal access to archery, regardless of whether they possess any or some of the above characteristics. However, some members in our society are not able to participate equally and fully, and we want to help change this.

Equality is about recognising inequalities that exist and taking steps to change the behaviours, language, facilities, rules and programmes that contribute to some people being marginalised.

**These characteristics are fundamental aspects of a person's life or background, and the Equality Act makes it unlawful for someone to be discriminated against because of one of these characteristics.**

## Types of Discrimination

Discrimination can come in any of the following forms:

- Direct discrimination - treating someone with a protected characteristic less favourably than others
- Indirect discrimination - putting rules or arrangements in place that apply to everyone, but that put someone with a protected characteristic at an unfair disadvantage
- Harassment - unwanted behaviour linked to a protected characteristic that violates someone's dignity or creates an offensive environment for them
- Victimisation - treating someone unfairly because they've complained about discrimination or harassment

It can be lawful to have specific rules or arrangements in place, as long as they can be justified.

## Positive action

You can do something willingly to help people with a protected characteristic. This is called 'positive action'. Taking positive action is legal if people with a protected characteristic are at a disadvantage, have particular needs or are under-represented in an activity.



## How to Judge

There are several responsibilities that officials have, which are at the heart of guiding officials to develop the skills needed to judge. The most important of these are to:

**Maintain safety** - officials ensure safety of archers, spectators and others. Officials might need to stop an event to ensure safety is maintained

**Communicate** - to provide clear application of the rules and help archers to understand their decisions

Continue to learn

Communicate

Work as a team

Apply the rules fairly




## Scenarios

In your own time, consider the following questions:

1. Do you think any of these scenarios are discriminatory?
2. For each scenario, what, if any, was the type of discrimination exhibited?
3. If these instances happened in front of you, how would you respond?

To find out if these scenarios are discriminatory, please refer to the additional guidance provided at [www.archerygb.org](http://www.archerygb.org)


- |                                                                                                                                                                                                                                                            |                                                                                                                                                                                            |
|------------------------------------------------------------------------------------------------------------------------------------------------------------------------------------------------------------------------------------------------------------|--------------------------------------------------------------------------------------------------------------------------------------------------------------------------------------------|
| a) Michael is a wheelchair user and was asked to pay a higher entry fee at a tournament than what was advertised. The reason given by the organiser was that he may require more space on the shooting line than had been allotted for each archer.        | b) A club committee ignores a membership application from Tariq, who is Muslim, because they think the requirements of his religion will have an adverse effect on activities in the club. |
| c) Jesse, 25, is a Level 2 coach and was not accepted onto a level 3 coaching course because the course organisers decided she lacked technical knowledge, despite formerly competing at a high level.                                                     | d) Richard and Ian turn up at a beginner's session. A volunteer believes they are a gay couple and is overheard whispering 'poofs' to another participant.                                 |
| e) During Sue's interview to become a coach, it emerges that her son has a disability. The club committee decide not to appoint her because they were concerned she'd need to take time off to look after her son, and therefore the archers would suffer. | f) A club committee is made up of all male, white, non-disabled, heterosexual members aged above 65 and this has been the case for the last 5 years.                                       |
| g) Olivia and Laura are a married couple. They felt excluded from participating in the 'Husband and Wife Shoot' taking place at their club.                                                                                                                | h) Lauren is a transgender woman. A member at her archery club deliberately keeps referring to her as 'he/she' and questions her about gender assignment surgery.                          |
| i) A club runs a 'women only' session twice a month to encourage female participation. A male member claims, to avoid being discriminatory, they should also run men only sessions.                                                                        |                                                                                                                                                                                            |



## Maintain Safety

Officials have an important role to play in maintaining the health and safety of participants and others involved in an archery event.

<p><b>Assess the risks</b></p> <ul style="list-style-type: none"> <li>• Carry out a safety check of the range</li> <li>• Identify any hazards and ways to control these</li> <li>• Consult with a more senior judge</li> <li>• Monitor the safety procedures to make sure they are being followed</li> </ul>	<p><b>Respond to incidents</b></p> <ul style="list-style-type: none"> <li>• Identify any incidents or emergencies</li> <li>• Record and report incidents to a more senior judge</li> <li>• Work with others to improve health and safety procedures</li> </ul>	<p><b>Contribute to the protection of children</b></p> <ul style="list-style-type: none"> <li>• Comply with the Archery GB child protection policy</li> <li>• Report any concerns about child protection to the appropriate person</li> </ul>
--------------------------------------------------------------------------------------------------------------------------------------------------------------------------------------------------------------------------------------------------------------------------------------------------------------	----------------------------------------------------------------------------------------------------------------------------------------------------------------------------------------------------------------------------------------------------------------	-----------------------------------------------------------------------------------------------------------------------------------------------------------------------------------------------------------------------------------------------



## Communicate

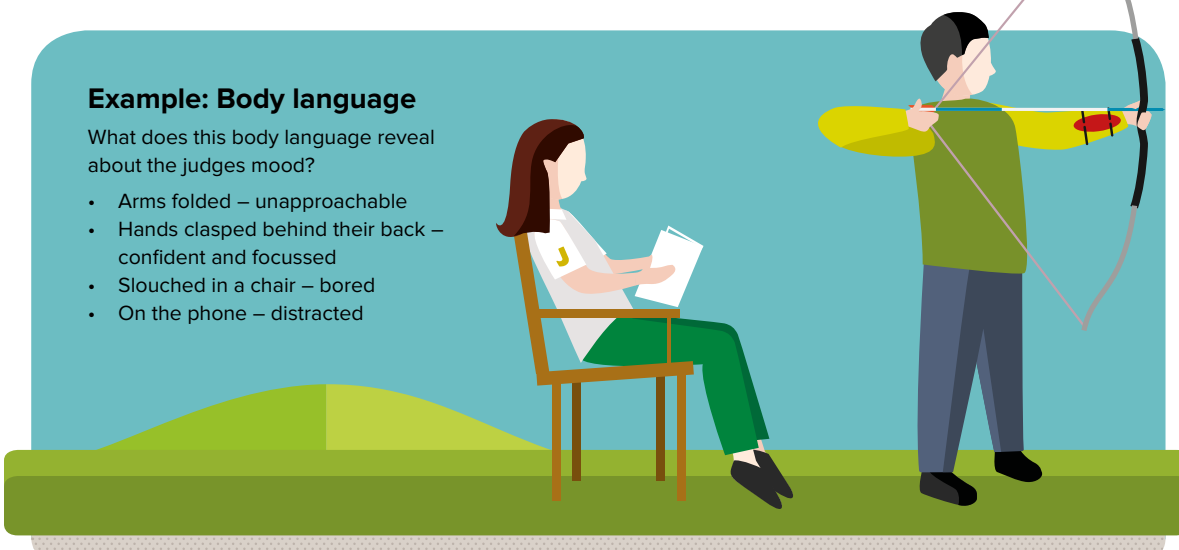
Being effective in your communication is about managing the information you have or need to give, and to help others accept or understand your decision.

<p><b>Gain understanding</b></p> <ul style="list-style-type: none"> <li>• Actively listen to others</li> <li>• Ask questions to clarify your understanding</li> <li>• Search out reading and other sources to help you learn</li> </ul>	<p><b>Vocal communication</b></p> <ul style="list-style-type: none"> <li>• Be succinct</li> <li>• Provide clear instructions or explanations</li> <li>• Use language of the rule book</li> <li>• Avoid engaging in extended discussion</li> <li>• Never use foul language</li> </ul>	<p><b>Body language</b></p> <ul style="list-style-type: none"> <li>• Use positive and assertive body language</li> <li>• Don't use your phone or camera while officiating</li> <li>• Position yourself in the best possible way</li> </ul>	<p><b>Record and share information</b></p> <ul style="list-style-type: none"> <li>• Provide clear written information</li> <li>• Record information that you need according to your role</li> <li>• Share information with the required people</li> </ul>
-----------------------------------------------------------------------------------------------------------------------------------------------------------------------------------------------------------------------------------------	--------------------------------------------------------------------------------------------------------------------------------------------------------------------------------------------------------------------------------------------------------------------------------------	--------------------------------------------------------------------------------------------------------------------------------------------------------------------------------------------------------------------------------------------	-----------------------------------------------------------------------------------------------------------------------------------------------------------------------------------------------------------------------------------------------------------

### Example: Body language

What does this body language reveal about the judges mood?

- Arms folded – unapproachable
- Hands clasped behind their back – confident and focussed
- Slouched in a chair – bored
- On the phone – distracted





Everyone has a responsibility to create the right environment

## Continue To Learn

Developing a positive attitude to learning and self-improvement is at the heart of becoming a good official.

As a judge you need to follow play closely, keep focussed, observe carefully and make quick and accurate decisions. It takes time to develop these skills, but with practice and learning from your experiences, you will continuously find ways to improve.

<p><b>Rules</b></p> <ul style="list-style-type: none"> <li>• Develop your knowledge of the rules</li> <li>• Gain experience organising and officiating archery</li> <li>• Interpret the rules in line with the level required</li> <li>• Keep up-to-date with rule changes</li> </ul>	<p><b>Competitors</b></p> <ul style="list-style-type: none"> <li>• Identify the competing archers</li> <li>• Understand their motives and needs</li> <li>• Understand how this may be relevant to your role</li> <li>• Treat archers equitably</li> </ul>	<p><b>Preparation</b></p> <ul style="list-style-type: none"> <li>• Identify the physical and mental skills you need to officiate at your level</li> <li>• Practice these skills</li> <li>• Think ahead and stay alert</li> </ul>	<p><b>Review performance</b></p> <ul style="list-style-type: none"> <li>• Evaluate your performance</li> <li>• Listen to feedback from other people</li> <li>• Identify areas you need to practice</li> <li>• Take part in activities to help you practice</li> </ul>
---------------------------------------------------------------------------------------------------------------------------------------------------------------------------------------------------------------------------------------------------------------------------------------	-----------------------------------------------------------------------------------------------------------------------------------------------------------------------------------------------------------------------------------------------------------	----------------------------------------------------------------------------------------------------------------------------------------------------------------------------------------------------------------------------------	-----------------------------------------------------------------------------------------------------------------------------------------------------------------------------------------------------------------------------------------------------------------------

## Apply the Rules Fairly

You need to observe the competition, make judgments based on the rules and communicate them appropriately. It's important that no matter the situation, you maintain your self-control.

Regardless of the level of the tournament, there will always be difficult situations on the field of play. Officials are trained to make decisions and must appear confident, keep a straight face and smile, even when they are a little unsure of their decision. They acknowledge that they make mistakes and that there are close calls, and will try to correct any mistakes in order to maintain the concept of 'protect the archer's score'.

<p><b>Observe</b></p> <ul style="list-style-type: none"> <li>• Get into a good position to see what is happening</li> <li>• Avoid interfering unnecessarily</li> <li>• Give careful attention to activity related to your role</li> <li>• Maintain your own health and safety</li> </ul>	<p><b>Make a decision</b></p> <ul style="list-style-type: none"> <li>• Make a judgement according to the rules and spirit of the activity</li> <li>• Communicate your decision timely and to whom it concerns</li> <li>• Ensure your judgement is understood</li> </ul>	<p><b>Maintain self control</b></p> <ul style="list-style-type: none"> <li>• Conduct your own behaviour with professionalism</li> <li>• Be aware of how your interactions and conduct may effect the situation</li> <li>• Manage influences and pressures from other people or the situation</li> </ul>
------------------------------------------------------------------------------------------------------------------------------------------------------------------------------------------------------------------------------------------------------------------------------------------	-------------------------------------------------------------------------------------------------------------------------------------------------------------------------------------------------------------------------------------------------------------------------	---------------------------------------------------------------------------------------------------------------------------------------------------------------------------------------------------------------------------------------------------------------------------------------------------------

### Example: Calling an arrow value

As a judge you will sometimes need to communicate a decision that other people don't like! In these situations try to keep a balance between being in control and sensitive to those concerned.

1. Once you've carried out the procedure to score an arrow value, stand back from the target and call the arrow, before returning to your normal position
2. Verbal instruction needs to be short, clear and polite. Once you have made your mind up and communicated your decision, don't change your mind
3. Keep in control and don't enter into any debates about your decision





## Work as a Team

Maintaining effective working relationships is an important aspect of officiating. The quality of your relationship with others will have a significant impact on the success of any archery event. Manage these relationships with preparation and care.

Whilst on the field of play, officials are expected to act professionally and help others on the organising or officiating team to ensure that the event runs smoothly.

### Understand your role

- Carry out your duties and commitments
- Ask for help or guidance if you need it
- Be helpful in providing others with support
- Contribute to discussions and ideas
- Follow the correct procedure if you have any disagreements
- Be punctual


### Establish effective relationships

- Develop objective relationships with archers
- Act within the boundary of your authority
- Communicate effectively with others appropriate to their needs

### Be presentable

- Being presentable will enhance your role
- Wear your uniform or dress smartly
- Convey enthusiasm and maintain your authority
- If you're in uniform archers will assume you're on duty





Officials protect the archers score and ensure they are not unfairly penalised

# What to Judge

15

## Officiating Skills

The archery range needs to be carefully set out and managed to make sure everyone – the archers, spectators and passers-by – is kept safe at all times. Maintaining safety is essential, which is why there are strict rules about layout, discipline and behaviour.

### Inspections & Checks

No matter what the level of the competition is, from non-record status to world record status, the standard of inspection and checks on the field does not change.

#### What is inspected?

- Field of play
- Range layout
- Target butts
- Target faces
- Timing equipment
- Shooting equipment

There is more detailed guidance and checklists available at [www.archerygb.org/judge](http://www.archerygb.org/judge).



## Field of Play

Field inspection starts with a sweeping look over the range from the Director of Shooting's position to make sure that all facilities are correct and that the field is safe and the Director of Shooting has a clear and uninterrupted view of the whole shooting area. Even an enclosed private park can have potential dangers from people trespassing. It is essential that safety is the number one priority.

## Range Layout

There are different types of checks for outdoor and indoor target archery. Please refer to the Archery GB and World Archery rules to fully understand the measurements in the range layout.

### Outdoor target archery (World Archery)

- Check the distances are correct for the round being shot. Refer to the relevant rulebook for the rounds shot and the distances for those particular rounds.
- The distance lines should be within the tolerances and they are measured to the centre of the gold and not the front leg of the target stand
- Check the 'squareness' of the field
- Measure the overshoot distance and side distances
- Check the distance between the shooting line and the dropped arrow line
- Make sure that there is a minimum space per archer and additional space for disabled archers
- Check the timing equipment is working, visible and loud enough for everyone to see and hear

### Outdoor target archery (Archery GB)

The range layout for Archery GB competitions is very similar to World Archery, with just a few differences.

- Archery GB uses imperial distances including yards, inches and feet
- The overshoot line is set to an automatic distance if any compound archer is shooting.

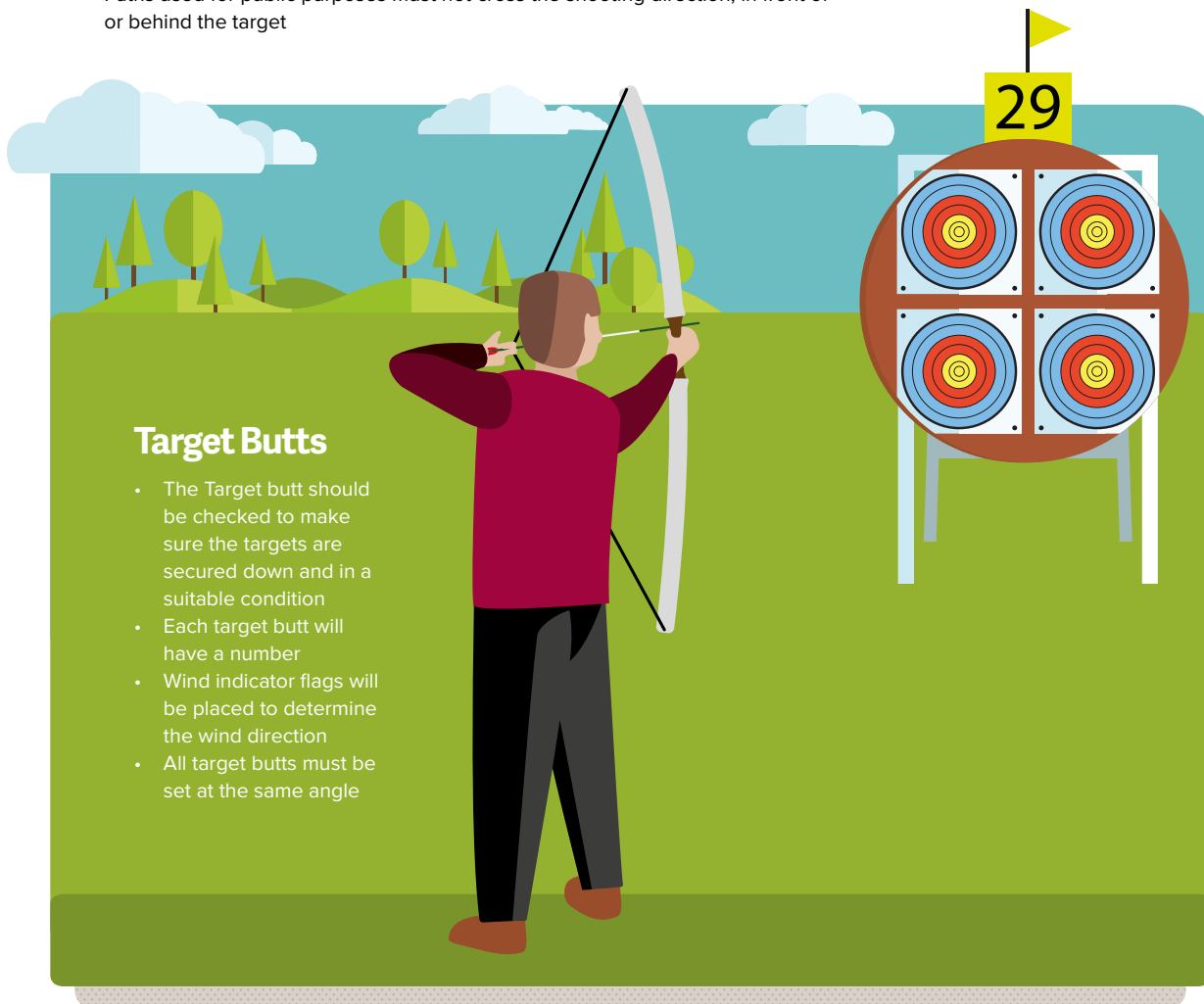
### Indoor target archery

The same rules for shooting apply for both indoor and outdoor shooting, except where indicated in the rules.

## Field archery

Field archery courses are laid out to provide safety, interest and variety. Targets are arranged along a course with such difficulties in aiming and shooting as the terrain presents and the different bow types being used.

- Be certain that there are no paths from target to target or shooting positions which could be in jeopardy if an arrow goes astray
- Be certain that all paths from target to target are properly marked so no one walks in a wrong direction and happens to get into a shooting lane
- Paths used for public purposes must not cross the shooting direction, in front of or behind the target




### Target Butts

- The Target butt should be checked to make sure the targets are secured down and in a suitable condition
- Each target butt will have a number
- Wind indicator flags will be placed to determine the wind direction
- All target butts must be set at the same angle

## Target Faces

- There are different faces for different rounds and therefore it is best to check the rulebook to find out which face is used in which particular round being shot
- Check the diameter of each separate circle of each scoring zone
- The centre of the target is termed the pinhole and is denoted by a cross
- When measuring the diameters of the gold, remember to measure at different angles and not in a straight line, as the target face could be oval and give false readings
- Spare target faces should be stored flat to ensure that the target face does not go oval or stretch due to wetness and drying
- Make a note of the license number and make sure it is endorsed by World Archery. The licence number is used to demonstrate that it complies with regulations. The field of play should have the same make of faces, as some have different consistencies of colours and therefore look different.
- The position of the target face, which is fixed to the target, should be measured from the ground and meet the required tolerance.





Judges need to know how to conduct an equipment inspection or spot check on all types of bow and what to be on the lookout for

## Timing Equipment

Electronic scoring systems are used within archery, from an archer training at home, club night, small club shoots, larger tournaments and national or international tournaments.

Depending on the system being used, for example Danage, it will combine a timer, lights, sound, scoreboard and archer rotation indicators. Visit the manufacturers website for specific instructions on how to operate the system.

- It is important to verify that the timing devices are functioning correctly and they are visible from the shooting line
- Check the acoustic signals with the visual signals of the different colour lights
- Digital numbers need to be visible from the shooting line.
- The timing and visual devices are to be placed to the sides of the field, visible to all archers from the shooting line

## Monitoring the number of arrows shot

The round shall indicate the number of arrows that the archers are shooting. The judge will monitor when there is a change in arrow number (e.g. going from 6 arrows to 3 arrow ends in a 1440).

The judge will watch the archers when they are shooting Archery GB sighters to make sure they are shooting the correct number of arrows, however, they may shoot any number of arrows in practice within the time limit.

## Equipment inspection

Judges need to know how to conduct an equipment inspection or spot check on all types of bow and what to be on the lookout for. It always a good idea to check the World Archery website to read up on interpretations and the latest bylaws to make sure that you are familiar with any new equipment interpretations.

Depending on the round (either Archery GB or World Archery), County level tournaments will have less equipment inspections than large shoots.

## What to check

Here is a summary of what to check on recurve equipment. While checking the equipment, don't handle the bow by its grip in case your hands are greasy or sweaty. Check:

**Limbs** – to see if there is any safety issues with them such as cracks

**String** – for one attachment such as kisser and for any marks that could act as a sighting aid

**Pressure point** – placed no further than permitted from the throat of the handle

**Sight** – make sure there is no magnifying lens or anything electric or electronic and the sight pin is the permitted size

**Tab** – peel away the layers to see if there is any additional marks that could be as an additional sighting aid

**Arrows** – check each arrow has the same fletching and nock, with the archer's initials on the arrows (ask the archer to do this if it isn't completed), and the diameter of the arrow meets regulations (mainly for indoor tournaments)

There are some additional checks that need to be made with compound (unlimited) equipment, including:

**Bow weight** – measured by mechanical or electronic scales which have been accredited by AGB

**Peephole** – the compound is allowed a peephole which should be held firmly in place in the string

**Levelling devices and magnifying lens** – are allowed as long as it is not electronic e.g. LED lights

**Release aid** – making sure there is no additional marks or devices that could act as sighting aids

## Officiating the Shoot

The team of judges officiating a tournament will work together to ensure that the shoot is effectively managed. New judges need to be familiar with the protocol for:

- Announcements
- Shooting procedure
- Sound signals and timing
- Emergency halt signals
- Scoring methods
- Line cutters
- Un-shot arrows
- Bouncers and hangers
- Correct arrow values
- Equipment failure



# What to Judge

## Announcements

Announcements are given before the competition commences to welcome all archers and explain the format being used. The announcements are usually given by the Chairman of Judges.

End of distance announcements or announcements in the running of the shoot, for example bouncers or equipment failures, will be given by the Director of Shooting.

### Sample briefing

The announcement should only last up to a maximum of 5 minutes and should be projected to make sure all archers can hear them clearly. With different rounds will come different announcements and the following sample can be adapted depending on the round.

- 1**
- This will be untimed and shot via the “3 and 3” method.
  - There will be 1 whistle to commence shooting.
  - You will shoot your first 3 arrows, then retire behind the waiting line to allow the second detail to shoot.
  - Once they have shot their first 3 arrows they will retire from the line.
  - You will then approach the line to shoot your second 3 arrows.
  - Once you have shot your 3 arrows you will retire from the line.
  - The second detail will complete their shooting for the end.

- 2**
- This is a Record Status tournament and will be shot under timed control.
  - There will be 2 whistles for the first detail to go to the shooting line.
  - There will be a 10 second lead in for you to get to the line. In this time you may put an arrow on your bow but you may not raise your bow arm.
  - After 20 seconds there will be 1 whistle to commence shooting.

You will have 4 minutes to shoot your 6 arrows. When everybody has shot or the 4 minutes is up there will be a further 2 whistles for the second detail to go to the line. There will be a 10 second lead in. There will then be 1 whistle to start shooting and the second detail will have 4 minutes to shoot their arrows.

Hello and welcome from your Judges

We will be shooting a \_ round. This will be shot in 6 arrow ends; this will be following method [1 or 2].



- When all details have shot their arrows there will be three whistles to proceed to scoring.
- We will be shooting in rotating details; there are detail boards. Please observe them.
- If you have any problems on the shooting line such as a bouncer, hanger or equipment failure, step off the shooting line and raise your hand in the air to signal the attention of a judge. Do not shout.
- If you require medical attention please step off the line and raise your bow in the air.

- Please do not score your own arrows. All scoring is to be done in blue or black ink.
- If you write an arrow value down incorrectly, call a judge to change the arrow value.
- If you disagree about an arrow value, call a judge.
- Leave all arrows in the target until they have been scored by a judge.

Mobile phones are to be turned off or to vibrate.

There will be 1 end of sighters/practice of 6 arrows.

Are there any questions?

Sighters will be in x minutes

## Shooting Procedure

The Director of Shooting controls the shooting procedure. This person will be a judge who is in full control of the audible and visual signal on the shooting field and the timing of the shoot. The standard procedure is:

- All archers are behind the waiting line
- Judge signals for the first shooting detail (group) to take their place on the shooting line and begin to shoot
- Each archer shoots an end of arrows and retires to the waiting line, being replaced by the archer from the next detail
- When all archers have shot, the judge signals that archers are to move forward to score and collect arrows
- No archer shall advance from the shooting line before receiving the signal

## Sound Signals and Timing

Sound signals and timing are used to control the shooting procedure. An example sound signal is a loud blow of a whistle.


There are different methods including:

- Archery GB (untimed)
- Archery GB (timed)
- World Archery (timed)

## Emergency Halt Signals

After an emergency halt signal is given all archers should come down immediately and take out their arrow. The judge should then investigate the safety issue and confirm that the field is now safe to continue shooting. The Director of Shooting, at the first instance of an emergency halt signal, should stop the timing and announce the time that is left for the archers to shoot their arrows.

## Scoring Methods



In target archery there are two scoring methods, 5 Zone and 10 Zone. They use the same target face but have different scoring zones. In both, any arrow touching a line separating zones (a 'line cutter') scores the value of the higher scoring zone.

## Rounds

Competition is organised so that a set number of arrows are shot at specified distances and target faces. This is known as a 'round'. A round will either use the Archery GB or World Archery scoring method.

For Example:

- A New Western round: 122cm face / 4 dozen arrows at 100 yards and 4 dozen arrows at 80 yards
- World Archery 50m Round: 80cm face / 6 dozen arrows at 50m



**Scorecards differ from competition to competition so be aware that there will be variations depending on the organiser. Try to familiarise yourself with the score cards being used before the shoot starts.**

## 10 Zone

Scoring by inner and outer rings

The target is divided into 10 scoring zones, each coloured area is split into two parts, the inner and outer ring. This method is used for World Archery rounds using metric distances (measured in metres) and for most indoor rounds.

Indoors there is no 'X' ring and compound only use the inner 10 ring for 10s recurve use both rings.

## 5 Zone

Scoring by colours

The target is divided into 5 coloured scoring zones and points are allocated depending on the colour the arrow lands in. This method is used for Archery GB rounds using imperial distances (measured in yards)

## Line Cutters

If an arrow touches two colours or any dividing line it scores that of the higher value. This is called a 'line cutter'. If there is any doubt as to arrow value it is appealed to the Judge, whose decision is final.

How to judge a line cutter:

- Avoid touching the face or arrows
- Don't ask who the arrow belongs to or comment about how difficult it is to judge the arrow
- View the arrow from a position close to right angles as possible (90 degrees)
- Use a magnifying glass and view the arrow once from both sides
- When the dividing line isn't present, it can be helpful to look at the line from a position in front of the target, from where you can estimate the probable radius of the missing section of the line. Do this only after you have tried to judge the arrow with your magnifying glass from both sides
- Remember, there is no dividing line between values 2 and 3, and between values 4 and 5
- Give a clear value of the arrow and be firm in your announcement
- Check that your called value is scored



## Un-shot Arrows

In both World Archery and Archery GB rules an arrow is deemed not to have been shot if part of the arrow shaft is within the 3-metre zone or when the target butt falls over. In Archery GB rules an arrow can also be classed as not shot in occurrences of bouncers.

## Bouncers and Hangers

Bouncers are arrows that have bounced back from the target for whatever reason. Depending on the rules being used (World Archery or Archery GB) the Judge will decide on the action that should be taken.

Please refer to the relevant rulebook for whichever round is being shot. This will give a step-by-step guide on how to deal with bouncers. A judgement should be made before taking any action on a bouncer or hanger to ensure that no archer is put at a disadvantage.



## Correct Arrow Values

Score corrections can only be made by a judge and only if the arrows and face have not been touched and the arrows have not been withdrawn.

- Verify the new score before making any alteration and make any correction in red, with your initials. Your initials should be the same initials throughout the competition and should be the same when filling the judge's report for consistency
- Put a diagonal line through the wrong score and write the correct value to one side of the diagonal line
- The original score should remain visible
- Remember to check the other scorecard in the case of double scoring
- If someone shoots out of time allow the scores to be recorded as normal then simply put a diagonal line through the highest scoring arrow (for that end) and write an 'M' to one side of the line and your initials
- If someone has recorded the score in the wrong place, let them record in the correct place and then attend at the next scoring to make the necessary alterations

## Equipment Failure

When there is an equipment failure, the archer should step back from the shooting line and signal for the judge.

- The judge will verify that the claim is valid, enquire how repairs will take and the number of arrows left to shoot
- When the line is nearly cleared, the judge will stand on the shooting line to indicate to the judge in charge that an equipment failure has occurred
- General shooting will be temporarily halted to allow the repair to be carried out, and the judge in charge will announce an equipment failure and the number of arrows to shoot
- If the problem can be cleared quickly, the judge will call the archer to the line and allow the default arrows to be shot under his control
- If the fault cannot be rectified quickly, the judge must signal the judge in charge to continue general shooting
- The default arrows will then be made up as soon as possible, at the discretion of the judge in charge, at least before the change of any distance
- The time allowance for these arrows must be appropriate to the shooting regime for the round being shot



Judges need to check the diameter of each separate circle



**Archery GB**

Lilleshall National Sports & Conferencing Centre,  
Newport, Shropshire TF10 9AT  
[www.archerygb.org](http://www.archerygb.org)

 01952 677888

 [enquiries@archerygb.org](mailto:enquiries@archerygb.org)

 [www.facebook.com/archerygb](http://www.facebook.com/archerygb)

 [www.twitter.com/archerygb](http://www.twitter.com/archerygb)



Archery GB is the trading name of the Grand National Archery Society, a company limited by guarantee no. 1342150 Registered in England.